



Software Product Information

Fabasoft Cloud 2020 June Release

Valid from June 21, 2020

Copyright © Fabasoft R&D GmbH, Linz, Austria, 2020.

All rights reserved. All hardware and software names used are registered trade names and/or registered trademarks of the respective manufacturers.

No rights to our software or our professional services, or results of our professional services, or other protected rights can be based on the handing over and presentation of these documents.

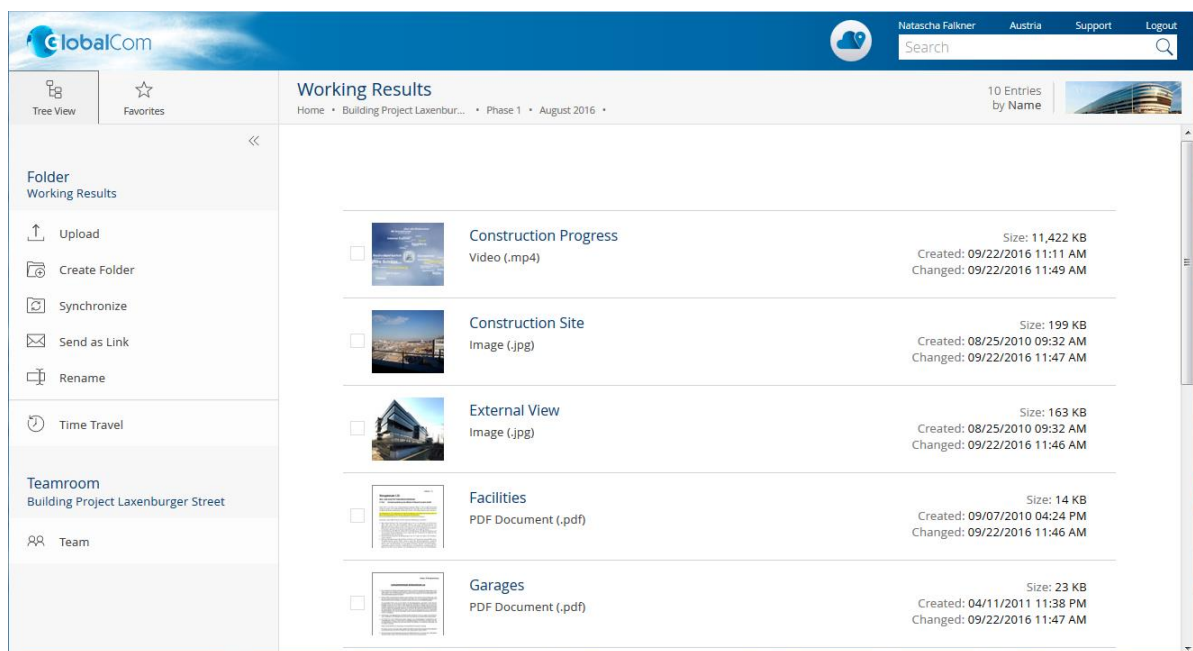
Contents

| | |
|--|-----------|
| 1 Introduction | 4 |
| 2 Fabasoft Cloud Editions | 4 |
| 3 Scope of Services – Fabasoft Cloud Professional | 5 |
| 3.1 User’s Point of View | 5 |
| 3.1.1 Common | 5 |
| 3.1.2 Usability | 6 |
| 3.1.3 Teamrooms | 7 |
| 3.1.4 Working With Documents | 8 |
| 3.1.5 Search | 9 |
| 3.1.6 Synchronization With the Local File System | 10 |
| 3.1.7 Mobility | 10 |
| 3.2 Security | 11 |
| 3.2.1 Common | 12 |
| 3.2.2 Certifications and Audits | 12 |
| 3.3 Administration | 14 |
| 4 Scope of Services - Fabasoft Cloud Enterprise | 15 |
| 4.1 Common Advantages | 15 |
| 4.2 Customizing | 17 |
| 4.3 Contact Management | 19 |
| 4.4 Digital Asset Management | 20 |
| 4.5 Scrum | 20 |
| 5 Scope of Services - Fabasoft Cloud Superior | 21 |
| 5.1 Individual Software Development | 21 |
| 5.2 Change and Release Management | 21 |
| 5.3 Purchase | 22 |

1 Introduction

The Fabasoft Cloud provides European data storage for secure business collaboration.

- A choice of secure European data centers
- Supports internationally recognized standards issued by independent auditors
- Two-factor authentication
- Individual level of user access rights
- Full transparency and direct traceability of all activities
- User interface in 22 languages
- Platform-independent access via all major web browsers
- Fabasoft Cloud App for Android and iOS



2 Fabasoft Cloud Editions

The Fabasoft Cloud is available in three editions with a different scope of services:

- Fabasoft Cloud Professional
- Fabasoft Cloud Enterprise
- Fabasoft Cloud Superior

The editions are available in the following variants: "Full Access", "Read Access", "Read Access + Comments" (not for Professional) and "Access for External Members".

Technical Information

Information about system requirements and supported platforms can be found in the document [Technical Information](#).

Service Levels

The entire hard and software environment is constructed for high availability, reliability, scalability and high security, as well as simple maintenance due to the high requirements of our data center.

You will find all details of the performance characteristics of data center operation at <https://www.fabasoft.com/data-center>.

A report on the availability of the Fabasoft Cloud is published at <https://www.fabasoft.com/monitoring-reports>.

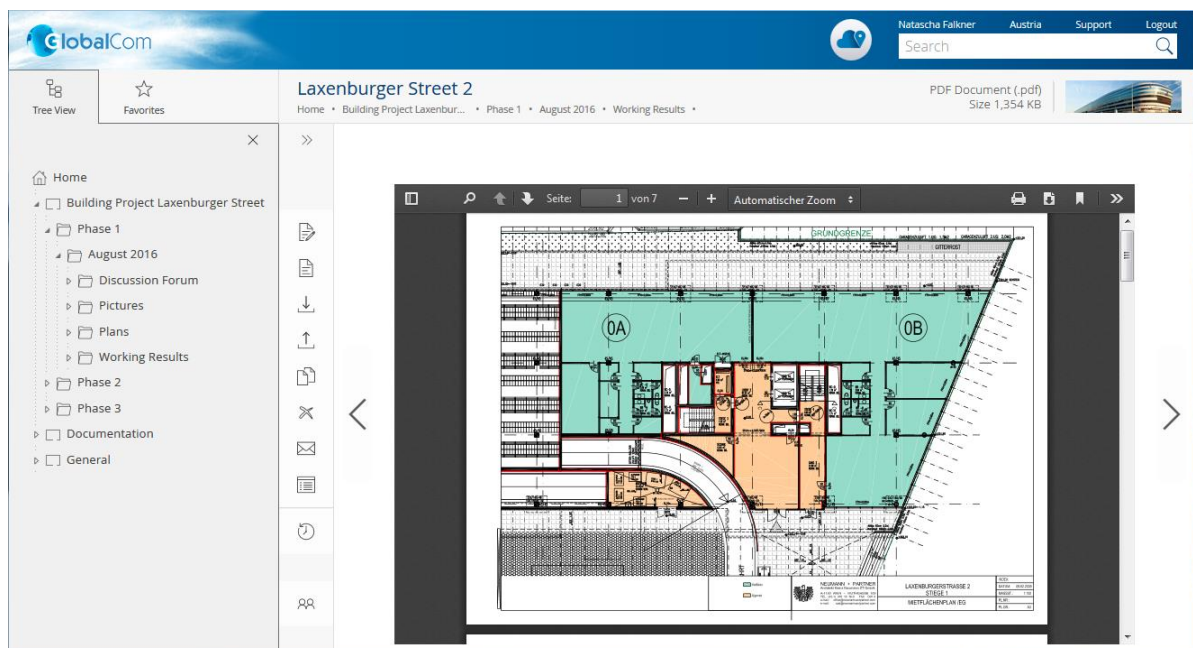
Support

Fabasoft provides first level support for all cloud users. The support service levels depend on the respective edition. More information can be found here: <https://www.fabasoft.com/data-center>

3 Scope of Services – Fabasoft Cloud Professional

3.1 User's Point of View

The Fabasoft Cloud provides functionality for end users as described in the following chapters.



3.1.1 Common

The Fabasoft Cloud provides different log-in methods and access possibilities.

| Use Case | Description |
|----------|--|
| Log in | Users can log in either with user name and password or with Digital ID. As Digital ID the following is supported: |

| | |
|----------------------|---|
| | <ul style="list-style-type: none"> • German ID Card • Austrian Citizen Card with Mobile Signature • SuisselD <p>For two-factor authentication mobile Pin (SMS) and e-mail PIN are available.</p> |
| Access possibilities | <p>Access is possible with all common web browsers, WebDAV and an own iOS or Android app.</p> <p>For more information, see the document "Technical Information".</p> |
| Data locations | <p>With data locations you can define the physical data location of your data.</p> <p>The following data locations are available:</p> <ul style="list-style-type: none"> • Germany • Austria • Switzerland |
| Accessibility | <p>Accessibility is a basic concept of the Fabasoft Cloud. Operation with assistive technologies such as screen readers and screen magnifiers is nearly generally possible.</p> <p>For more information, see the document "Technical Information".</p> |
| Languages | <p>The user interface is available in 22 languages:</p> <p>Bulgarian, Chinese (simplified), German, English, French, Croatian, Indonesian, Italian, Japanese, Dutch, Norwegian, Polish, Portuguese, Romanian, Russian, Serbian, Slovak, Slovenian, Spanish, Czech, Turkish and Hungarian.</p> |

3.1.2 Usability

The Fabasoft Cloud Web Client provides superb ease of use, which you often miss in other web applications.

| Use Case | Description |
|-------------------|---|
| Responsive design | The layout of the web client adapts to the size of the display. |
| Editing documents | Documents can be edited and saved directly in the corresponding third-party application. You will not notice any difference to the work in a file system. |
| Drag and drop | Within the web client drag and drop is used to move |

| | |
|----------------------|---|
| | documents and folders. |
| Uploading | Files and complete folder structures can be easily imported via drag and drop, <code>Ctrl + C</code> and <code>Ctrl + V</code> or the "Upload" menu. A comprehensive list of import options depending on the web browser and the chosen method, see the document "Technical information". |
| Downloading | Documents can be saved in the file system via <code>Ctrl + C</code> and <code>Ctrl + V</code> or the "Download" menu. Folder structures or documents are downloaded as a ZIP file. |
| Sending links | Hyperlinks to folders and documents can be directly inserted into an e-mail via a menu command. The documents stay in the Fabasoft Cloud with secure access rights and the recipients have access to the current state of the documents. |
| Full keyboard access | The web client can be completely handled with the keyboard. |
| Navigation | Complex storage structures are no problem. The tree navigation and breadcrumbs quickly lead to the desired folder. Navigating is even faster with personal favorites. |
| Views | The presentation of documents in Teamrooms and folders can be customized. The focus is either on the preview of the contents or the metadata of the documents. |
| Column view | The column view can be used to manage many documents in a single list. For adapting the representation following options are available: <ul style="list-style-type: none"> • Add column • Remove column • Move column (drag and drop) • Order • Group • Filter • Fix |

3.1.3 Teamrooms

Exchanging documents and collaboration with users is offered via so called Teamrooms.

Within a Teamroom the collaboration of a team is managed – from inviting members to managing individual access rights.

| Use Case | Description |
|-------------------------|---|
| Managing Teamrooms | The collaboration is achieved through Teamrooms and the teams defined therein. Teamrooms can be structured with folders. |
| Providing access rights | Team members can be granted access rights on Teamrooms (read access, change access, full control). The restriction of members of a Teamroom to certain organizations is also possible. |
| Personalizing Teamrooms | The branding functionality allows defining a logo and description for Teamrooms. |
| Using the calendar | The team calendar provides a common calendar to coordinate team activities. The CalDAV support allows integrating the calendar into third-party products (e.g. Apple iCal or Apple Calendar app). |
| Using the newsfeed | Newsfeeds provide the team the possibility to informally share news and discuss within a Teamroom. |
| Showing new events | If there are changes in a Teamroom, they can be displayed and sent by e-mail. |
| Wastebasket | The Teamroom wastebasket protects against accidental deletion of documents. Only team members with full control are entitled to empty the wastebasket. |

3.1.4 Working With Documents

Documents can be directly opened from the Fabasoft Cloud in the corresponding third-party application and resaved.

| Use Case | Description |
|-------------------|---|
| Editing documents | <p>Documents that are stored in the Fabasoft Cloud can be edited and resaved directly in the corresponding third-party application. You will not notice any difference to the work in a file system. This functionality is provided by the Fabasoft Cloud Client.</p> <p>The Fabasoft Cloud offers a wide support for common office software on all platforms (e.g. Microsoft Office, Apple iWork and LibreOffice).</p> <p>For more information about the supported third-party products, see the document “Technical Information”.</p> |

| | |
|-------------------------------|---|
| Commenting documents | <p>PDF documents or documents that can be converted into PDF documents can be commented using an external PDF viewer.</p> <p>The comments are extracted from the PDF document and saved in a public or personal layer.</p> |
| Importing e-mails | <p>E-mails (Microsoft Outlook, Mozilla Thunderbird) can be imported with drag and drop or <code>Ctrl + C</code> and <code>Ctrl + V</code>. The e-mail content and attachments are viewable directly in the Fabasoft Cloud without a third-party application.</p> |
| Playing video and audio files | <p>Depending on the web browser and video format, videos can be directly played in the web client.</p> <p>For more information about the supported formats, see the document "Technical Information".</p> |
| Editing images | <p>A basic editing of images (rotate, zoom, crop) is directly possible in the web client.</p> <p>To use images outside the Fabasoft Cloud (e.g. for presentations) export possibilities are offered in a variety of formats and sizes.</p> |
| Using public links | <p>For each Teamroom can be defined whether public links are allowed. Public links allow people without an account to read and download documents.</p> |
| Auditability | <p>The so-called "time travel" allows viewing documents and even whole Teamrooms at certain time in the past. As a result, changes are traceable and older states can be restored if necessary.</p> <p>In addition, the possibility is offered, to compare metadata and content (Microsoft Word) of an older version with the current version.</p> <p>Release versions allow continuing to work on a document while users with read access see the release version.</p> <p>The continuous versioning ensures complete traceability. Note: When deleting versions or objects (empty wastebasket, dissolve Teamroom) the data is also no longer available in the history.</p> |

3.1.5 Search

Finding instead of searching. Enjoy the benefits of an intuitive full-text search.

| Use Case | Description |
|-----------|--|
| Searching | The integrated full-text search allows you to find quickly |

| | |
|--|--|
| | <p>the desired information. Actions can be performed directly on the search result.</p> <p>When searching the access rights are taken into account. Only hits are displayed that can be accessed by the respective user.</p> |
|--|--|

3.1.6 Synchronization With the Local File System

The Cloud Folder allows synchronizing contents stored in the Fabasoft Cloud with your local devices. So the current state of your data is not only available in the web client but also directly on your local hard disk.

| Use Case | Description |
|-----------------|---|
| Synchronization | <p>The Cloud Folder allows synchronizing folders and documents automatically from the Fabasoft Cloud to the local file system and vice versa.</p> <p>This functionality is available on Microsoft Windows and Apple OS X (see "Technical Information").</p> |

3.1.7 Mobility

Whether with laptop, tablet or smartphone, whether with web browser, iOS App or Android App, you have access to your data and documents.

3.1.7.1 Web Browser

Access to the Fabasoft Cloud with a web browser is available on all major mobile devices (e.g. Microsoft Surface Pro or tablets and smartphones based on Apple iOS, Android or Windows Phone). The web client adapts to the size of your mobile device. Note that when using the web client on tablets and smartphones no documents can be directly edited.

3.1.7.2 iOS App

With the iOS App "Fabasoft Cloud" you can access your Teamrooms and data in the Cloud on your iPad or iPhone.

| Use Case | Description |
|------------------------|--|
| Reading documents | The documents can be read either directly in the cloud app or via third-party apps like Apple Pages. |
| Uploading documents | Documents can be uploaded directly from your smartphone or tablet. |
| Using the offline mode | Synchronized documents can also be accessed without an Internet connection. |
| Searching | The search for data can be performed on all Teamrooms |

| | |
|--|---------------------|
| | with access rights. |
|--|---------------------|

3.1.7.3 Android App

With the Android App “Fabasoft Cloud” you can access your Teamrooms and data in the Cloud on your Android tablet or smartphone.

| Use Case | Description |
|------------------------|---|
| Reading documents | The documents can be read either directly in the cloud app or via third-party apps like ThinkFree Office. |
| Editing documents | Depending on the functionality of the third-party apps documents can be edited and resaved. |
| Uploading documents | Documents can be uploaded directly from your smartphone or tablet. |
| Using the offline mode | Synchronized documents can also be accessed without an Internet connection. |
| Searching | The search for data can be performed on all Teamrooms with access rights. |

3.2 Security

The security of your personal data and your documents stored in the Fabasoft Cloud is of utmost importance for us.

The screenshot displays the Fabasoft Cloud web interface. At the top, the GlobalCom logo is on the left, and the user profile 'Natascha Falkner' with location 'Austria' and 'Support' link is on the right. A search bar is also present. The main content area is titled 'Documentation' and shows a list of actions: Upload, Create Folder, Synchronize, Define Logo, Show New Events, and Define Description. Below these are 'Team' and 'Time Travel' options. The 'Team' section is expanded to show 'Documentation' with 'Edit Security Settings' and 'Full Control' options. Under 'Change Access', users 'Schuller Laura' and 'Falkner Natascha' are listed. The 'Read Access' section is also visible. On the right, two document entries are shown: 'What's New in the Fabasoft Cloud (eng)' and 'What's New in the Fabasoft Cloud (ger)', both Microsoft Word documents with their respective sizes, creation, and modification dates.

3.2.1 Common

The Fabasoft Cloud provides high flexibility and security at the same time.

| Use Case | Description |
|---|--|
| Encrypted communication | The communication between the client and the Fabasoft Cloud is always encrypted via an HTTPS connection. This also applies when using a smartphone. |
| Access rights | Access to Teamrooms is defined by access rights. |
| Access for applications | Access to the Fabasoft Cloud with third-party applications can be secured by specially generated passwords. For the passwords a validity can be set and also revoking passwords is possible. |
| Search within the access rights context | When searching, only objects can be found for which the user has search rights. |
| Watermark | Instead of the original document a PDF document with a watermark can be displayed to team members with only read access. |

3.2.2 Certifications and Audits

External and internal security analyses and audits of technical, physical, and organizational security measures and operating processes play a crucial role in ensuring the security of your data.

Cloud Computing Compliance Controls Catalogue (C5)

Fabasoft is the first European provider of cloud services to have received the attestation pursuant to the requirements of the catalogue of requirements C5 (Cloud Computing Compliance Controls Catalogue, in short: C5), issued by the Federal Office for Information Security (BSI). The KPMG Alpen-Treuhand GmbH Wirtschaftsprüfungs- und Steuerberatungsgesellschaft issued the attestation. The C5 attestation from KPMG pursuant to the requirements of the BSI is a recognized and reliable proof which transparently reveals the high level of information security of the Fabasoft Cloud for all Fabasoft Cloud customers.

Trusted Cloud Label

Fabasoft Cloud has been awarded the Trusted Cloud Label. The Trust Cloud Label is awarded by the Trusted Cloud Kompetenznetzwerk e.V., an independent expert network initiated by the German Federal Ministry for Economic Affairs and Energy (BMWi). It recognizes trustworthy Cloud services that fulfil a defined set of requirements with regards to transparency, security, quality and legal compliance.

IDW PS 880

KPMG Advisory GmbH certified Fabasoft Cloud in compliance with IDW PS 880. Following testing with regard to its being audit-proof in accordance with German, Austrian and Swiss commercial and tax law, KPMG awarded the IDW PS 880 certification. This verifies that Fabasoft Cloud fulfils the storage rules required in Germany, Austria and Switzerland (GoB-compliant

archiving). The IDW PS 880 audit entails an independent auditor determining whether and to what extent software solutions support the storage rules pursuant to the applicable commercial and tax law (audit-proof or GoB-compliant archiving) of the respective country in order to fulfil the required compliance.

EuroCloud Star Audit (ECSA V3.0)

Fabasoft is certified in accordance with the EuroCloud Star Audit (ECSA), Certification Level 5 Star, the highest certification level. Part of the Cloud Certification Schemes List of the European Union Agency for Network and Information Security (ENISA), ECSA is a relevant certification scheme for the audit and external quality evaluation of Cloud services in Europe based on best practices. It is carried out by the renowned organization EuroCloud Europe.

TÜV Rheinland Certified Cloud Service (CCS)

CCS is a relevant certification scheme for Cloud services on ENISA's Cloud Certification Schemes List.

The certification authority TÜV Rheinland i-sec GmbH certifies that the Cloud infrastructure and Cloud application have achieved the following objectives:

- Secure data hosting
- Secure data transfer
- Secure operation of business-critical applications
- Quality and availability of services – high service continuity, high on-demand scalability
- Security and quality of data access and data storage – secure login process and authorization systems to control data access at the network level
- Protection from attacks using cutting-edge technology

ISO/IEC 20000-1

Fabasoft is certified according to ISO/IEC 20000 for the IT service Fabasoft Cloud. The 20000-1 standard is an internationally recognized standard for IT service management systems which documents the requirements for professional IT service management.

ISO/IEC 27001

Fabasoft is certified according to ISO/IEC 27001. The ISO/IEC 27001 standard is a globally recognized standard for the assessment of the security of IT environments.

ISO/IEC 27018

Fabasoft is certified according to ISO/IEC 27018. The ISO/IEC 27018 standard is a globally recognized standard for the protection of personally identifiable information.

ISAE 3402 Type 2

Fabasoft is verified in accordance with ISAE 3402 Type 2. The 'International Standard on Assurance Engagements' (ISAE 3402) is the international testing standard used to evaluate the efficacy of the internal control system (ICS) of service organizations. The standard was developed by the 'International Auditing and Assurance Standards Board' (IAASB) as the successor to the SAS-70 Standard.

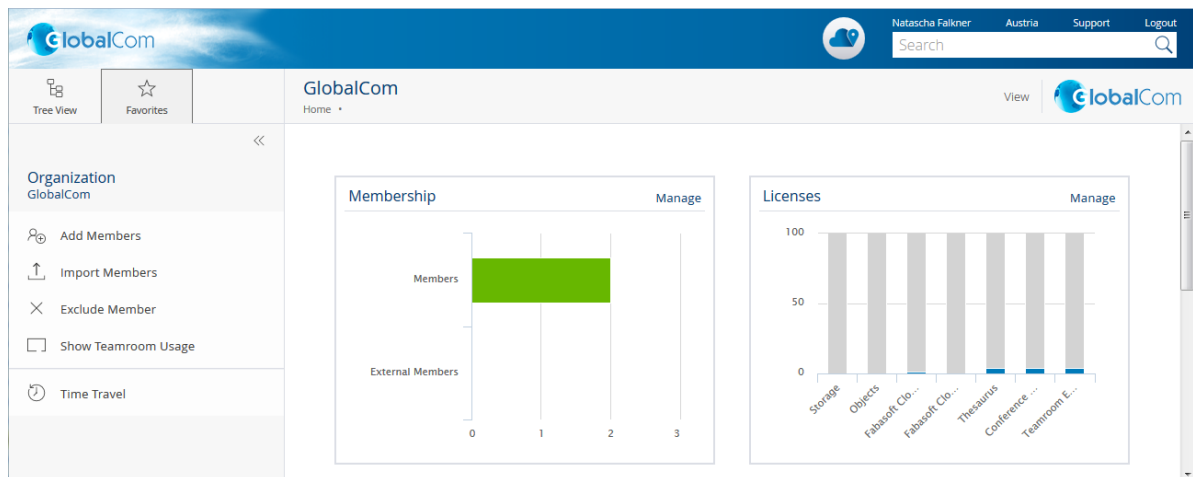
ISAE 3000 SOC2 Type 1

Fabasoftware completed the SOC2 Type 1 audit for its Fabasoftware Cloud, marketed under the name Fabasoftware Business Process Cloud since the beginning of 2020. KPMG Alpen-Treuhand GmbH Wirtschaftsprüfungs- und Steuerberatungsgesellschaft issued the audit report.

As part of the audit process, KPMG checked whether the Trust Service Criteria (TSC) for Security – issued by the American Institute of Certified Public Accountants (AICPA) – are being adhered to. Therefore the existing internal control mechanisms for the services offered – for example with regard to risk minimization, access controls, monitoring measures or communication – were examined and documented. The audit took the form of an ISAE 3000 Type 1 audit (testing the design and implementation for a cut-off date) and lasted approximately four weeks. Fabasoftware received the final audit results as an ISAE 3000 SOC2 Type 1 report.

3.3 Administration

The administration tasks in the Fabasoftware Cloud can be easily carried out via the user interface.



| Use Case | Description |
|---|---|
| <p>Managing members and organizations</p> | <p>Organizations are used to administer users. The organizational structure (organizational units and positions) can be used for a hierarchical structuring of organization members. Teams provide an informal structuring possibility.</p> <p>Typical organizational tasks are to add and remove members, manage organizational units, manage teams, change members' profiles, define organization administrators, assign service packages, monitor the team room usage and define the logo.</p> |
| <p>Managing external members and external organizations</p> | <p>Employees of suppliers, partner companies or customers can be added as external members to an organization. External members can be structured in external organizations.</p> |

| | |
|---|---|
| Excluding members and nominating successors | When excluding a member or external member from an organization a successor can be nominated who takes over the functions and access permissions. |
|---|---|

4 Scope of Services - Fabasoft Cloud Enterprise

The edition "Fabasoft Cloud Enterprise" contains the full scope of services of the edition "Fabasoft Cloud Professional" and offers the following advantages.

4.1 Common Advantages

| Use Case | Description |
|-----------------------------------|--|
| Log in | Users can log in with user name and password, Digital ID, client certificates, SAML 2.0 or Active Directory. For two-factor authentication SMS PIN, e-mail PIN and one-time password with RADIUS server are available. |
| Workflow | The workflow enables the digital mapping and running of your business processes. |
| Modelling processes with BPMN 2.0 | With a graphical process editor you can model business processes based on BPMN 2.0 (Business Process Model and Notation). With the workflow engine the modeled business processes can be executed digitally. |
| Workflow Substitutions | The substitutes receive all activities of the user they substitute within the defined period of time. Objects to which the substitute has no access are filtered. |
| Process statistics | To obtain an overview of the running processes, several process statistics are available that illuminate the individual aspects of process execution. |
| Mobile workflow access | The Fabasoft Cloud App for iOS or Android enables convenient processing of work steps on the go. |
| Commenting documents | PDF documents or documents that can be converted into PDF documents can be commented using an integrated PDF viewer. The comments are extracted from the PDF document and saved in a public or personal layer. Note: When using the reading license or when using Microsoft Internet Explorer, comments can only be added via an external PDF viewer. |

| | |
|-----------------------------|---|
| Signing documents digitally | <p>Documents can be signed digitally with a certificate.</p> <p>Note: In the course of the "Signing documents digitally" use case, a logged-in user can digitally sign documents stored in the Fabasoft Cloud using the "Fabasoft Business Process Cloud Digital Signatures" certificate („Sign Digitally“ function). This certificate is not a personal or organizational certificate of the logged-in user. A signature with this certificate merely confirms that the logged-in user has executed the „Sign Digitally“ function and that a document with a valid signature of this certificate has not been modified since the signature process.</p> <p>Fabasoft will not be</p> <ul style="list-style-type: none"> (i) party to such a signed document; (ii) entitled and/or obligated under such signed document; (iii) responsible or liable for legal validity, content, quality and/or format; and (iv) responsible or liable for verifying the logged-in user's authorization and entitlement to use the electronic signature. <p>The „Sign Digitally“ function is not a substitute for more extensive legal formal requirements. It is the sole responsibility of the Customer or the logged-in user to verify the required legal validity of such a signature.</p> <p>The „Sign Digitally“ function is not an electronic signature within the meaning of the Federal Act on Electronic Signatures (Signature Act).</p> |
| Classifying documents | <p>In conjunction with Mindbreeze InSpire, documents can be automatically classified and metadata can be extracted.</p> <p>Note: The classification and metadata extraction is provided by Mindbreeze InSpire. This appliance must be purchased separately.</p> |
| Follow-ups | <p>Users can define follow-ups for documents. Upon reaching the follow-up date, an e-mail is sent or a process is started.</p> |
| Encrypting Teamrooms | <p>For Teamrooms it can be defined whether assigned documents are encrypted. Documents that are uploaded into encrypted Teamrooms are encrypted on the client before the transfer.</p> |

| | |
|------------------------|---|
| Transferring Teamrooms | <p>Teamrooms together with the folder structures and documents can be transferred from Fabasoft Folio, the Fabasoft eGov-Suite and the Fabasoft Private Cloud to the Fabasoft Cloud in order to continue working with another team. After completion of the project, the results can be retracted.</p> <p>Teamrooms can also be transferred to another data location.</p> |
| Publishing Teamrooms | <p>Teamrooms together with the folder structures and documents can be published from Fabasoft Folio, the Fabasoft eGov-Suite and the Fabasoft Private Cloud to the Fabasoft Cloud. Published Teamrooms can only be read; changes can be re-published.</p> <p>Teamrooms can also be published to another data location.</p> |
| Auditing | <p>With the auditing functionality, accesses to objects are logged. Not only changes of properties are displayed, but also when and by whom an object was read.</p> |
| User-defined forms | <p>Starting from a graphical form editor additional metadata can be added to objects.</p> |

4.2 Customizing

You can adapt the Fabasoft Cloud to your requirements by means of model-based customizing.

| Use Case | Description |
|----------------------|--|
| Dashboard | <p>The templates and presettings dashboard is the central access point to the customizing.</p> <p>When a user is added to a customizing configuration, a dashboard is automatically created and placed on "Home". When a user is removed again, the dashboard is also removed.</p> |
| Configuration | <p>In the customizing configuration, app administrators can manage template collections, text module collections, form and category collections, process collections, presetting collections, general settings and app users.</p> |
| Template collections | <p>Template collections are used to manage templates and define access rights.</p> |
| Defining templates | <p>Almost all object types can serve as templates. In addition, settings can be made in that are particularly relevant when using fields in Word templates.</p> |

| | |
|---|--|
| | Text module placeholders can also be inserted in Word templates, which are replaced by the content of the text module when the template is instantiated. |
| Using templates | In the create dialog, the templates are displayed according to the grouping by the template categories. Templates without a template category are displayed under "Others". During creation, a copy of the template is created, which can be edited independently of the template. |
| Text module collections | Text module collections are used to manage text modules and define access rights. Text modules can be used to insert predefined standard texts in Microsoft Word documents. |
| Defining text modules | There are two types of text modules: <ul style="list-style-type: none"> • Static Text Module (Text) Allows you to enter unformatted text. • Static Text Module (Word) Allows you to enter formatted text in a Word document. |
| Using text modules | In Microsoft Word an own ribbon is provided that allows you to insert text modules. |
| Form and Category Collections | Form and category collections are used to manage user-defined forms and categories and to define access rights. |
| Defining and using forms and categories | User-defined forms can be used to add fields to objects for storing application-specific data. Categories can be assigned to objects and thus influence the behavior of the objects. |
| Process collections | Process collections are used to manage ad hoc process templates and BPMN process diagrams and to define access rights. |
| Defining processes | There are two types of process templates: <ul style="list-style-type: none"> • Ad Hoc Process Template • BPMN Process Diagram |
| Using processes | The defined processes are offered for selection when using processes (e.g. "Tools" > "Start New Process"). |
| Presetting collections | Presetting collections are used to manage presettings and to define access rights. |
| Defining presettings | There are two types of presettings: |

| | |
|---|--|
| | <ul style="list-style-type: none"> • Display Settings • Search Form |
| Using presets | <p>You can apply the display settings in lists.</p> <p>Search forms can be selected during a search (e.g. in a search folder).</p> |
| Personal templates, processes and presets | Each user can define his own templates, processes and presets in the "Personal Templates", "Personal Processes" and "Personal Presets" area. |

4.3 Contact Management

The contact management allows you to create and manage contacts in contact rooms. Based on user-defined criteria you can specify address lists that can be exported for sending newsletters, for example.

| Use Case | Description |
|-------------------------------------|--|
| Dashboard | <p>The contact management dashboard is the central access point to the contact management.</p> <p>When a user is added to a contact management configuration, a dashboard is automatically created and placed on "Home". When a user is removed again, the dashboard is also removed.</p> |
| Configuration | In the contacts configuration, contact administrators can define settings for the metadata of contacts and manage app users. |
| Contact rooms | Contact rooms are used to manage contacts in a structured way and to define access rights and default categories. |
| Creating contact persons | A contact object is used to manage a contact's metadata. |
| Creating organizations | An organization object is used to manage an organization's metadata. |
| Duplicate check | <p>When creating or changing contacts, the system checks whether a corresponding contact already exists.</p> <p>Duplicate matching is only performed with contacts that are accessible to the user performing the action. If a duplicate has been found, the contacts can be cleaned up or merged in a dialog.</p> |
| Changing the assignment of contacts | Contacts can be assigned to another contact room. |

| | |
|----------------------------------|---|
| Using address lists | Address lists can be created in a contact room (rights context). However, the contacts in address lists can be collected from different contact rooms. |
| Importing and exporting contacts | The import and export of contacts is possible in address lists. Contacts can be imported and updated using a CSV or XLSX file or exported as a CSV file. |
| Deleting contacts | In order to delete a contact (put it in the wastebasket), change rights are required. If property values of the contact are assigned to another contact room, change rights are also required in this room. |
| Using address books | Read-only access to contacts is also possible via third-party products such as "Apple Contacts", which support the CardDAV standard. |

4.4 Digital Asset Management

The digital asset management provides advanced management capabilities for multi-media content.

More information can be found in the software product information "Fabasoft Digital Asset Management".

4.5 Scrum

Scrum enables the coordination of agile software projects.

| Use Case | Description |
|----------------------------------|--|
| Dashboard | The scrum management dashboard is the central access point to the scrum management. When a user is added to a scrum management configuration, a dashboard is automatically created and placed on "Home". When a user is removed again, the dashboard is also removed. |
| Scrum center | In the scrum center, scrum administrators can manage scrum projects, general settings and app users. |
| Scrum projects | Scrum projects are used to manage the scrum artifacts (stories, defects, etc.) and define the scrum team. |
| Stories, defects and impediments | Stories, defects and impediments are the items a scrum team works on. The respective status shows the work progress. |
| Tasks | Stories and defects can be divided into work units by |

| | |
|-------------------------------|---|
| | tasks. The respective status shows the work progress. |
| Sprints | A sprint includes stories and defects to be processed and usually takes a few weeks. |
| Product versions and releases | Stories can be assigned to product versions and releases. This allows you to monitor the progress of the stories required for a shipment. |
| Reports | Defect reports, burn-down and velocity graphics provide a quick status overview. |

5 Scope of Services - Fabasoft Cloud Superior

The edition "Fabasoft Cloud Superior" contains the full scope of services of the edition "Fabasoft Cloud Enterprise" and offers the following advantages.

5.1 Individual Software Development

| Use Case | Description |
|---------------------------------|---|
| Individual software development | If a project requires tailored solutions (e.g. connecting external systems), they can be efficiently implemented with the Fabasoft Cloud. |

5.2 Change and Release Management

The change and release management enables you to create and manage change processes. This allows carrying out adaptations to an IT infrastructure in a controlled, efficient and risk-minimized manner.

| Use Case | Description |
|---------------|--|
| Dashboard | The change and release management dashboard is the central access point to the change and release management. When a user is added at least to one shelf, a dashboard is automatically created and placed on "Home". When a user is removed again, the dashboard is also removed. |
| Configuration | In the change and release management configuration, app administrators can manage shelves, artifacts, general settings and app users. |
| CMDB shelves | Configuration management database (CMDB) shelves are used to manage artifacts and to define access rights. The artifacts can be created in the following folders: Servers, Virtual Machines/Servers, IT Services, Application |

| | |
|-----------------------------|---|
| | Services, Network Components, Locations, Cluster and Checks. |
| RFC shelves | RFC shelves are used to manage RFCs (requests for change) and to define access rights. |
| Creating request for change | Requests for change (RFCs) are used to request a change. |
| Change process | RFCs can be processed through a change process in the workflow. |
| IT asset shelves | IT asset shelves are used to manage the inventory passed to employees and to define access rights. Assets can be handed over to or handed back by employees through a workflow. |
| Managing IT assets | The inventory handed over to employees can be managed using assets. |
| Problem record shelves | Problem record shelves are used to manage problem records and to define access rights. |
| Creating problem records | Problem records are used to document the details of a problem. |
| Problem management process | Problem records can be processed through a problem management process in the workflow. |

5.3 Purchase

The purchase management enables you to conduct an efficient, digital purchase process.

| Use Case | Description |
|----------------------|---|
| Dashboard | The purchase management dashboard is the central access point to the purchase management. When a user is added to a purchase management configuration, a dashboard is automatically created and placed on "Home". When a user is removed again, the dashboard is also removed. |
| Configuration | In the purchase configuration, app administrators can manage shelves, artifacts, general settings and app users. |
| Shelves | Shelves are used to manage requirement requests, orders, goods receipts, invoices and to define access rights. |
| Requirement requests | Employees can start a purchase process using |

| | |
|------------------|--|
| | requirement requests. |
| Orders | Order documents and a requirement request can be stored in orders. |
| Goods receipts | A goods receipt can be created for a delivery and assigned to an order. |
| Invoices | An invoice can be created for a delivery and assigned to an order. |
| Registering | Documents can be registered as order documents, goods receipts or invoices. You do this either by carrying out the corresponding steps in the worklist or using the "Register as" context menu command. Thereby the corresponding metadata for the documents can be entered. |
| Purchase process | <p>The purchase process differs from organization to organization. Therefore, you have to define the required BPMN processes by yourself.</p> <p>Basically, the following applies: The purchase workflow begins with an employee's requirement request and goes through defined approvals by supervisors. If the appropriate permissions are present, then the order can be accomplished by the purchasing department. With the goods receipt the delivery note is stored for the order. The invoice is also stored for the order.</p> |